



Pride

Abstract Wall Art Prints and DIY Pages
by Don Berg

Pride

Abstract Wall Art Prints and DIY Pages

Images 1 -7 - Wall Art Prints

Images 1 through 7 are wall art graphics in a variety of styles. They all will print at a size that fits a standard 11"x14" mat or any frame for an 8"x10" photo. You'll do best if you set your computer's printer to its best quality and use matte or low-gloss photo paper.

Images 8 and 9 - DIY Sketches

Images 10 and 11 are for your use if you want to create your own wall art with any transparent medium. Use them with colored pencils, watercolor paints, pastels, markers, ink or any combination of those. Print them as often as you'd like and try different colors and different techniques. You'll do best if you print the images on matte bond paper or smooth-textured watercolor paper.


Image 10 - DIY Paint-Over Pattern


Image 6 is an underpainting that you can use to create your own wall art with oil paint, acrylics or left-over wall paint. Print it as often as you like on light-weight canvas or ink jet canvas, which is available online or at art-supply stores. Choose your own colors and try different techniques until you have a painting that you love.

Copyright 2018, Donald J. Berg


You are very welcome to print any and all of the images in this file for your own personal use. Any other printing or dissemination requires permission. Email djberg@aol.com
























Large prints, canvases, matted and framed prints, acrylic and wooden panels, throw pillows and decorative accessories that match the wall art prints on these pages are available. Check them out here:

[Fine Art America](https://fineartamerica.com/profiles/1-don-berg.html)

<https://fineartamerica.com/profiles/1-don-berg.html>

